





Sculptured 70mm Open-out Window

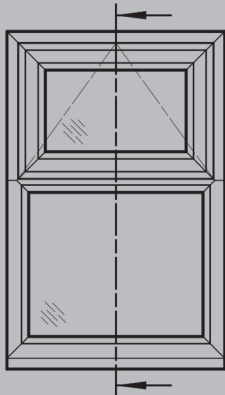
Internal Glazing

CATEGORY	DESCRIPTION	STYLE
PRODUCT	ASSEMBLIES	CASEMENT WINDOW



Sculptured 70mm

-  **Open Out Window**
Intermediate Outer/Slim Transom
-  **Fully Sculptured**
-  **28mm Double Glazing**
-  **Internally Glazed**
Sculptured Bead
-  **PCE 'D' Gasket**



Viewed from Outside
Vent points to hinge side

Note: All reinforcements are shown for diagrammatical purposes only. For applications, please refer to the Optima Technical Manuals.

