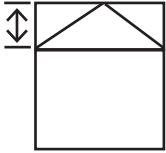
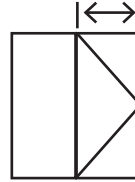


Telephone: 02476 345525

Email: surveying@windowsplisonline.co.uk



Transom location from top frame to centre of transom. Does not include frame packers and joining strips.



Mullion location from edge of frame to centre of mullion. Does not include frame packers and joining strips.

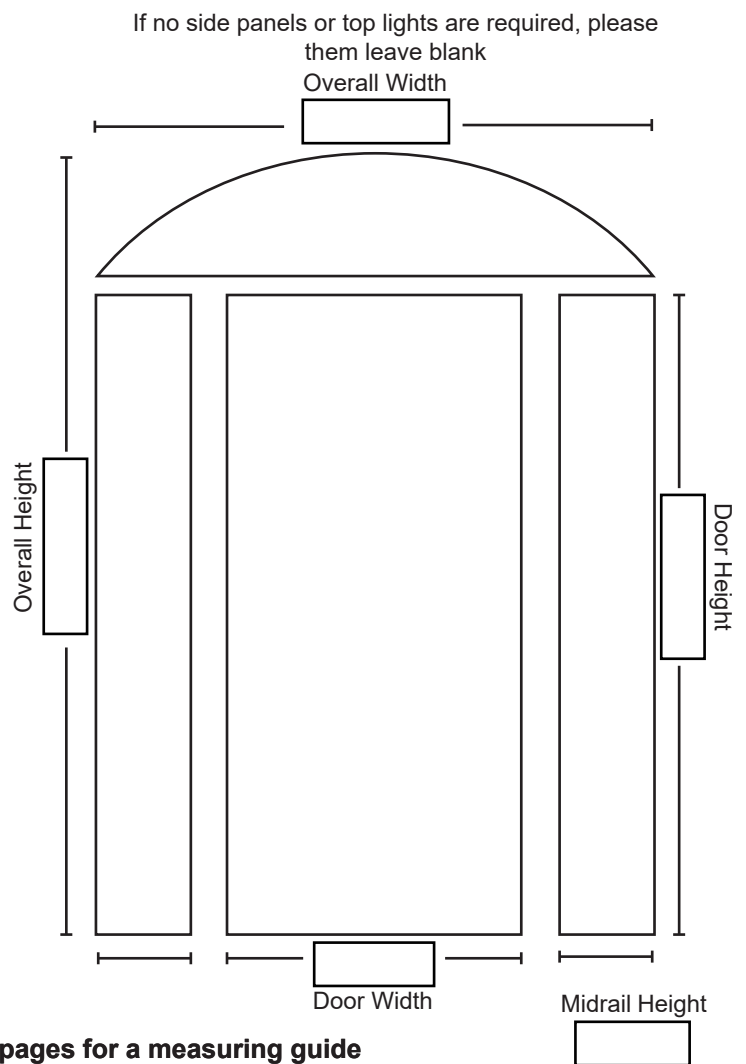
### Information Key

- |                            |                         |
|----------------------------|-------------------------|
| T = Toughened Glass        | ★ = Spyhole             |
| L = Laminated Glass        | ○ = Knocker             |
| XX = Knock On 20   35   50 | ▨ = Letterbox           |
| D = Dummy Vent             | P = Panel (Description) |
| J-S = Joining Strip        |                         |
| TV = Trickle Vent          |                         |

### Viewed Outside

If no side panels or top lights are required, please leave blank

Hinge	Left		Right
Opening Direction	In		Out
Panel and Glass Design			
Threshold	Full		Low   Disabled
Cill	None		Stub   150mm   180mm
External Colour			
Internal Colour			
Handle Colour			
Hinge Colour			
Thumbturn	Yes		No
Barrel Specification	Yes		No
Glass Details			
Top/Side Glass Spec			



Please see information pages for a measuring guide

### Customer Details

Reference:

Name:

Address

Telephone:

Email: