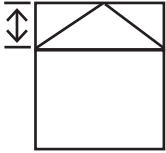
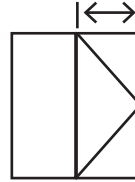


Telephone: 02476 345525

Email: surveying@windowsplusonline.co.uk



Transom location from top frame to centre of transom. Does not include frame packers and joining strips.



Mullion location from edge of frame to centre of mullion. Does not include frame packers and joining strips.

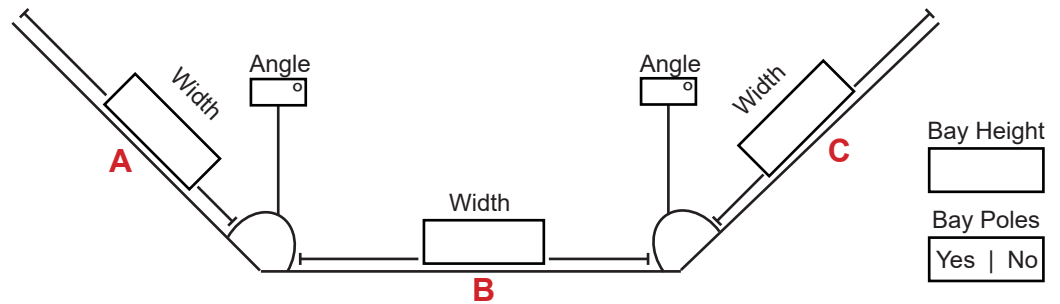
Information Key

- T = Toughened Glass
- L = Laminated Glass
- XX = Knock On 20 | 35 | 50
- D = Dummy Vent
- J-S = Joining Strip
- TV = Trickle Vent

Bays are measured internally for width only.

Height is measured externally including cill.

Viewed Outside



A

B

C

Please see information pages for a measuring guide

Customer Details

Reference:

Name:

Address

Telephone:

Email:

Frame Colour:

Cill: None | Stub | 150 | 180 | 225

Handle Colour:

Glazing Details

A / B / None Rated

Clear | Obscure (Type:)

Decoration